


Truss

105" truss
x10



Side wall

57" truss
x12



Legs

54" truss
x10



Fittings

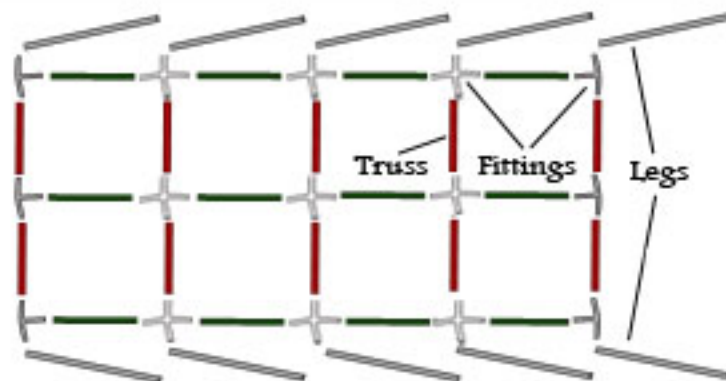
4 way fittings
x9



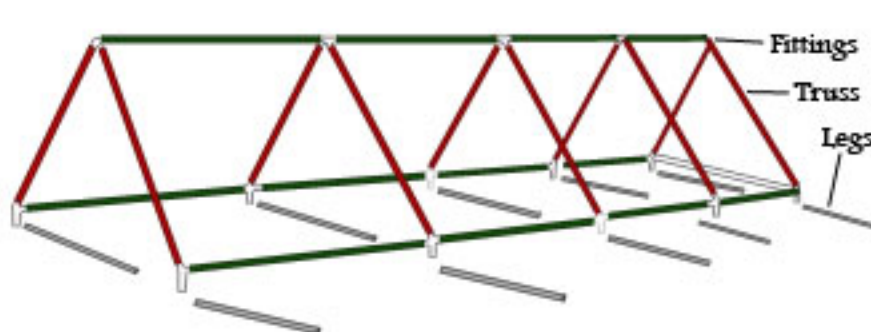
3 way fittings
x6



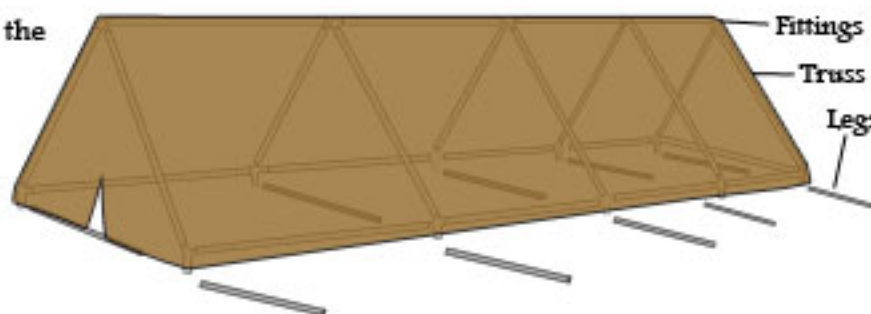
- 1 Lay parts on the ground - approximately where they should go



- 2 Assemble the roof (don't put legs on yet)



- 3 Put tent canvas over roof, making sure the door is facing the way you want it to.



- 4 Put tent legs on, starting on one side, then the other. Pull tent canvas down to the ground.

