

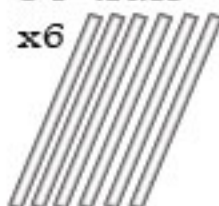
Truss
54" truss
x6



Side wall
57" truss
x6



Legs
54" truss
x6



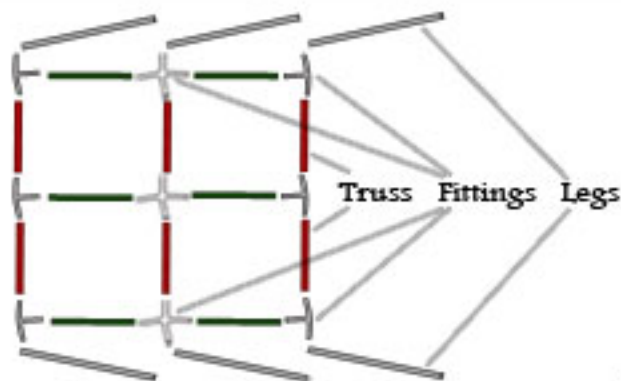
Fittings
3 way fittings
x6



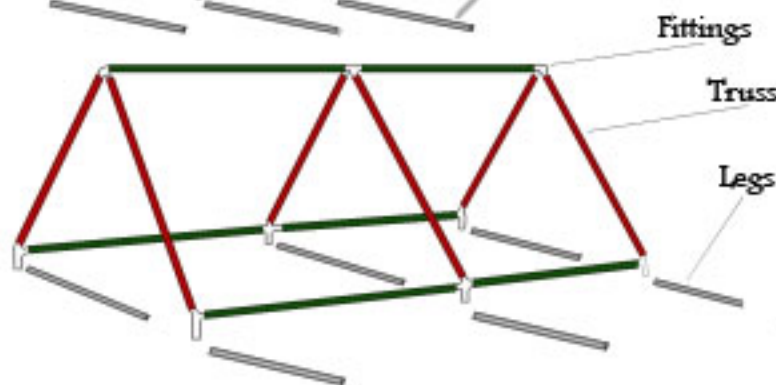
4 way fittings
x3



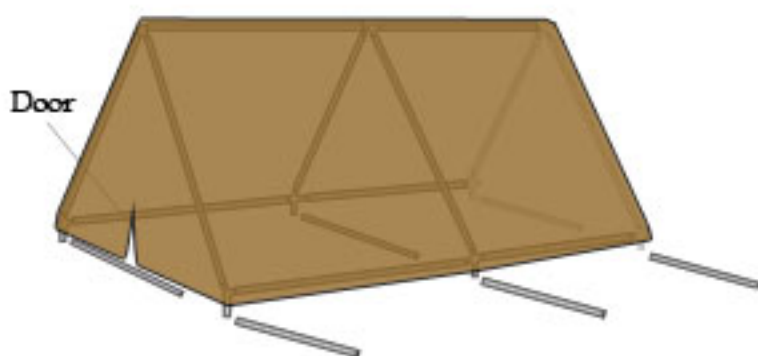
1 Lay parts on the ground - approximately where they should go



2 Assemble the roof (don't put legs on yet)



3 Put tent canvas over roof, making sure the door is facing the way you want it to.



4 Put tent legs on, starting on one side, then the other
Pull tent canvas down to the ground

